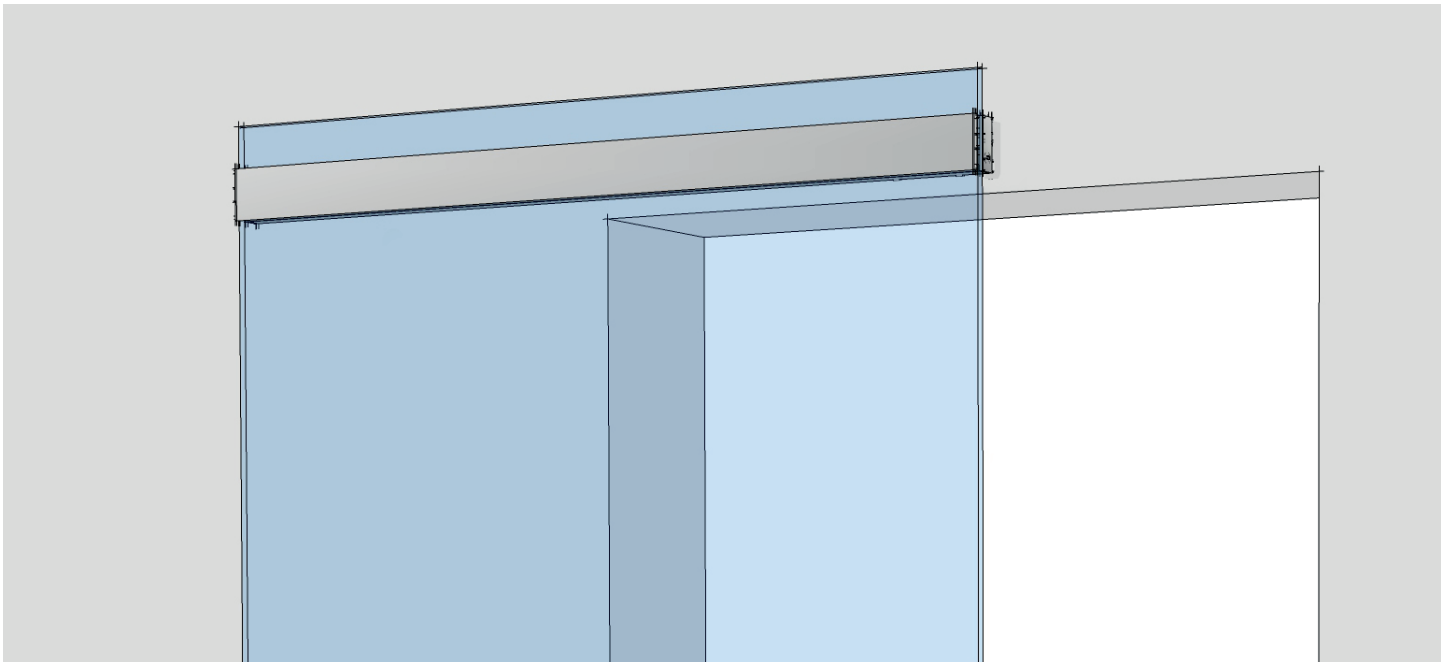


villes *made in Italy* 2000

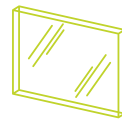



villes srl



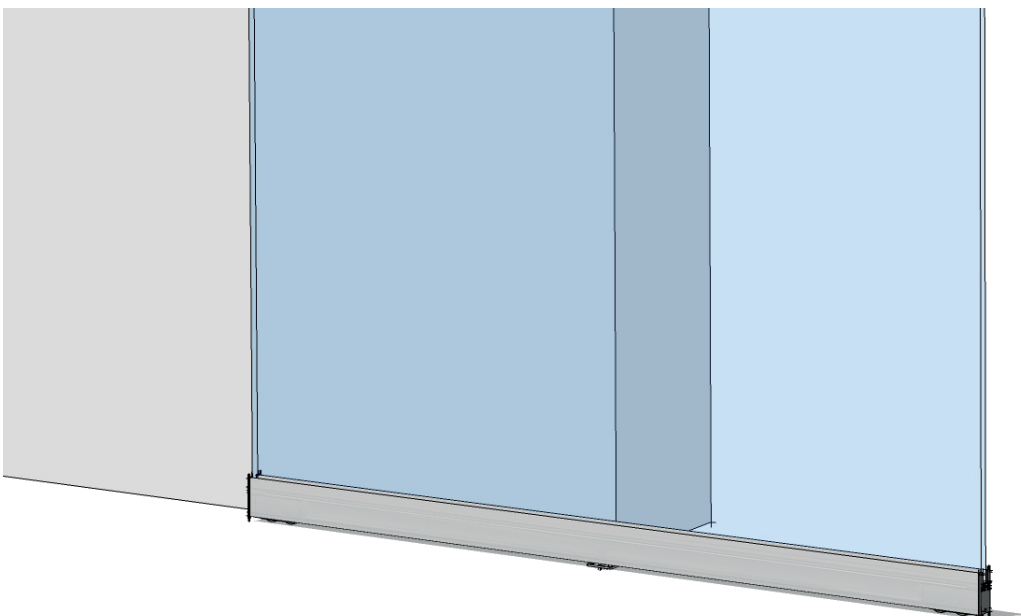
Serie 6200

Porte
Doors



Sistema scorrevole invisibile per porte d'arredo in legno e in vetro

Invisible sliding system for design wooden and glass doors



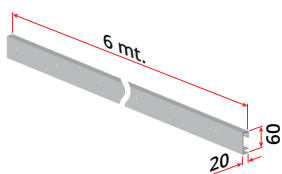
Serie 6200 LEGNO

Per porte in legno
For wooden doors

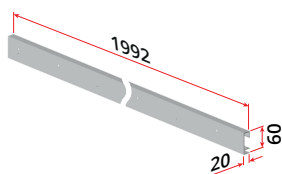


Sistema scorrevole invisibile per porte in legno

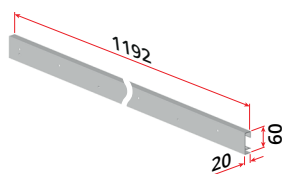
Invisible sliding system for wooden doors



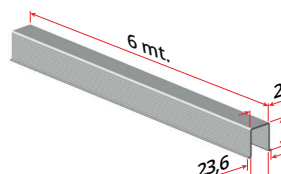
Art. 6201
Profilo superiore in alluminio
Upper aluminium profile



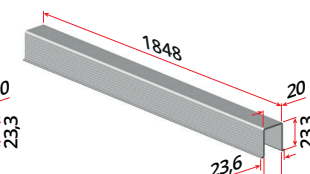
Art. 6201/1992/A
Profilo superiore forato in alluminio
Upper profile perforated in aluminum



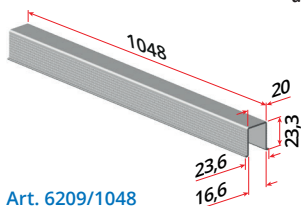
Art. 6201/1192/A
Profilo superiore forato in alluminio
Upper profile perforated in aluminum




Art. 6209
Profilo inferiore in alluminio
Lower aluminium profile



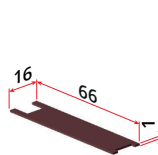
Art. 6209/1848
Profilo inferiore in alluminio
Lower aluminium profile



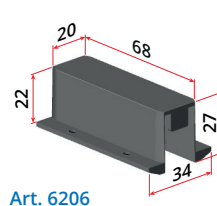
Art. 6209/1048
Profilo inferiore in alluminio
Lower aluminium profile



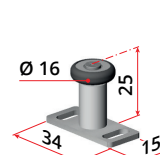
Art. 6205
Carrello inferiore regolabile
Lower adjustable carriage



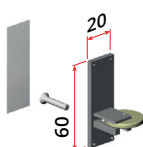
Art. 6204
per/for art. 6205
Anti-vibrante
Anti-vibration



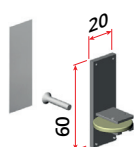
Art. 6206
per/for art. 6205
Vaschetta in nylon
Nylon support



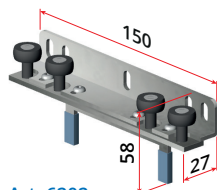
art. 6248
per/for art. 6209
Guida inferiore con cuscinetto a sfera
Lower guide with ball bearing



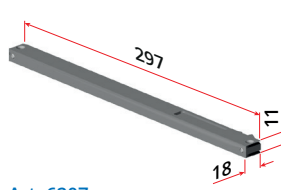
Art. 6203/SX
Tappo sinistro in nylon, con ruota salva muro
Left nylon cap, with wheel wall saver



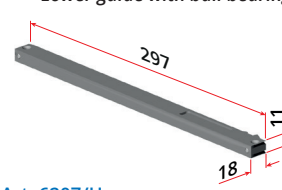
Art. 6203/DX
Tappo destro in nylon, con ruota salva muro
Right nylon cap, with wheel wall saver



Art. 6202
Guida superiore in acciaio
Steel upper guide



Art. 6207
Fermo softclose
Softclose stopper



Art. 6207/H
Fermo softclose con molla rinforzata
Softclose stopper with reinforced spring



Art. 3308
Chiave a brugola MM 2,5
Allen key MM 2,5



Art. 6208
Chiave a brugola MM 2,5
Allen key MM 2,5

Informazioni tecniche | Technical informations

Kit compatibili
Matching kits

6212
6220 *

Unica versione "ambidestra"
Only one version "ambidextrus"

SX DX

La vaschetta art 6206 permette il fissaggio anche su porte tamburate
The support art 6206 allows fixing also on the hollow doors

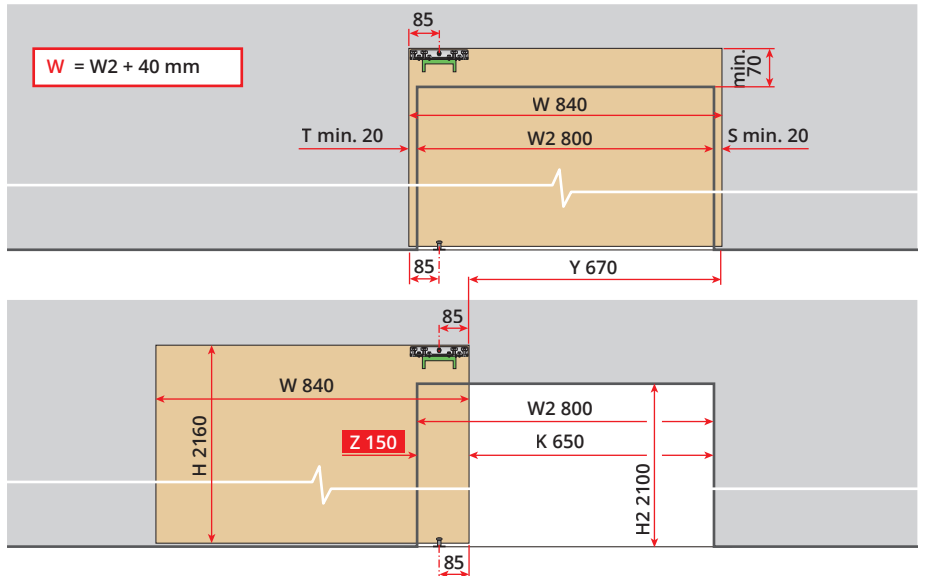
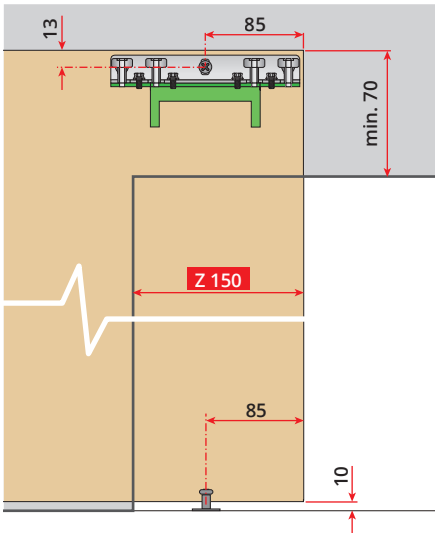
Calcolo dimensioni dell'anta | Calculation of the door dimensions

H2 = Altezza vano di passaggio | Passage way height
W2 = Larghezza vano di passaggio | Passage way width

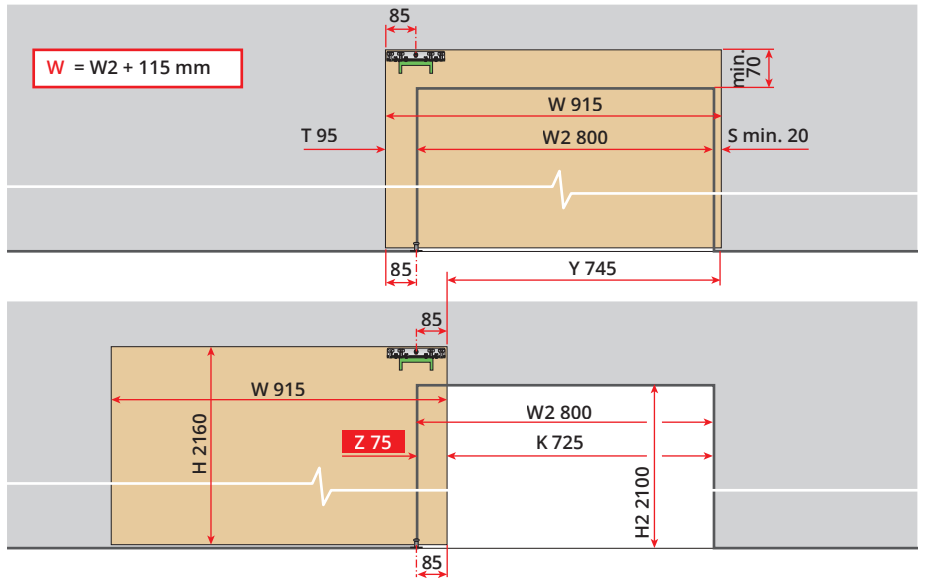
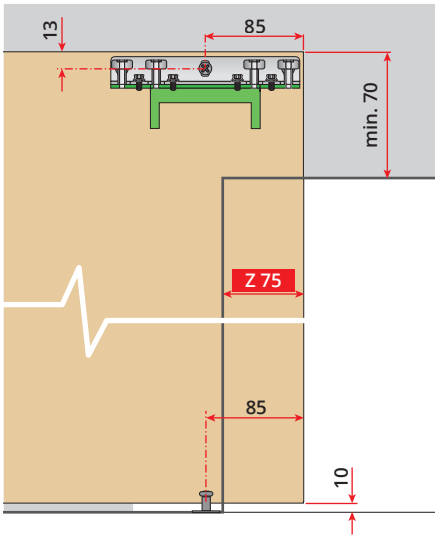
H = H2 + Min. 60 mm
Y = W - Min. 170 mm
Z = 0 ÷ 150 mm (min ÷ max)
S = Min. 20 mm
W = W2 + 170 mm + S - Z | (W min = 626 mm)
T = W - W2 - S
K = W2 - Z
X = 85 mm
Q = W - Z
H3 = 10 + H - 13 mm

Serie 6200

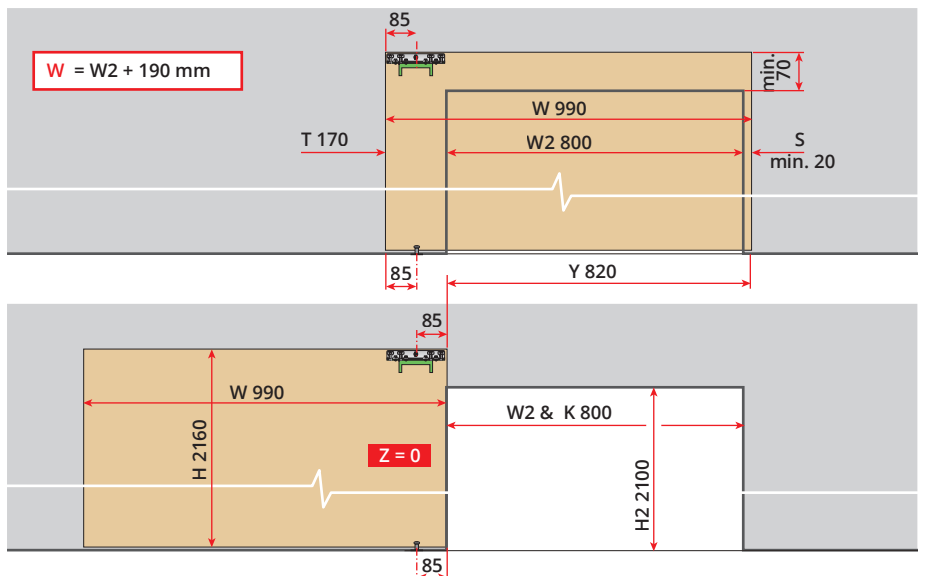
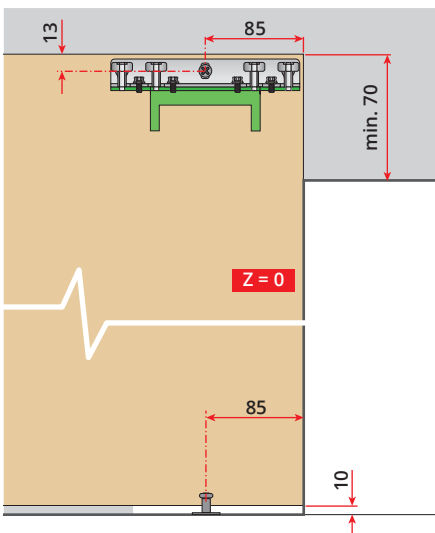
Esempio 1: minima apertura Z = 150 mm | Example 1: minimum opening Z = 150 mm



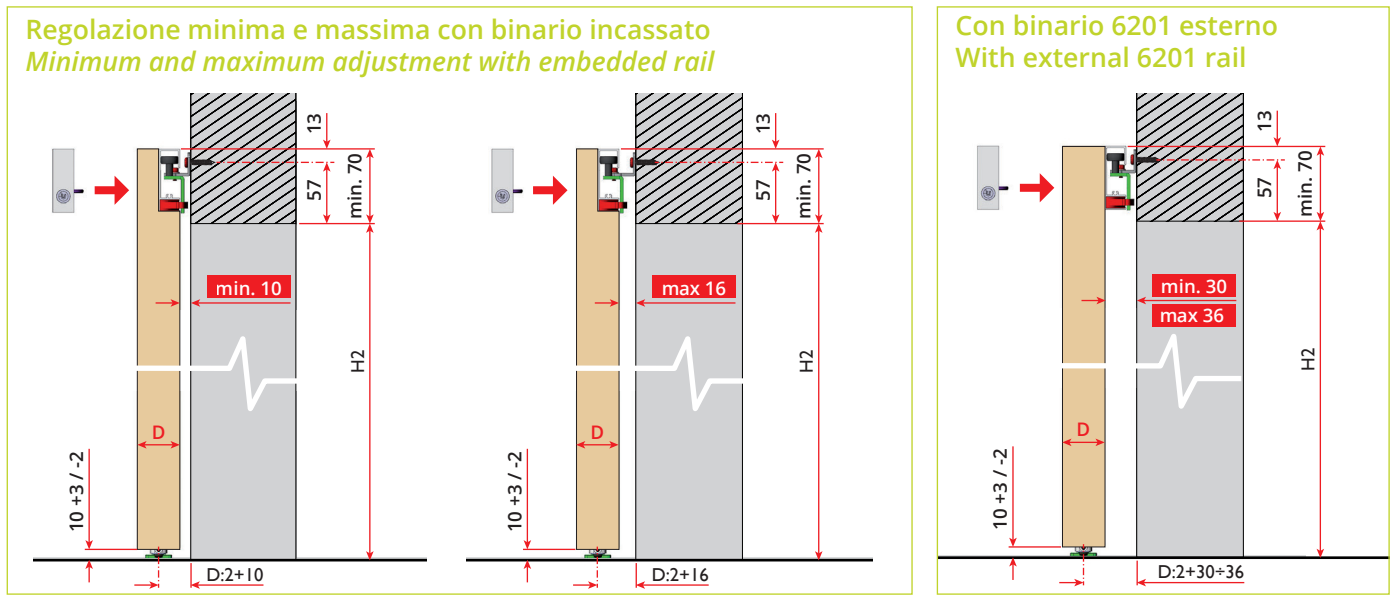
Esempio 2: media apertura Z = 75 mm | Example 2: average opening Z = 75 mm



Esempio 3: totale apertura Z = 0 mm | Example 3: total opening Z = 0 mm

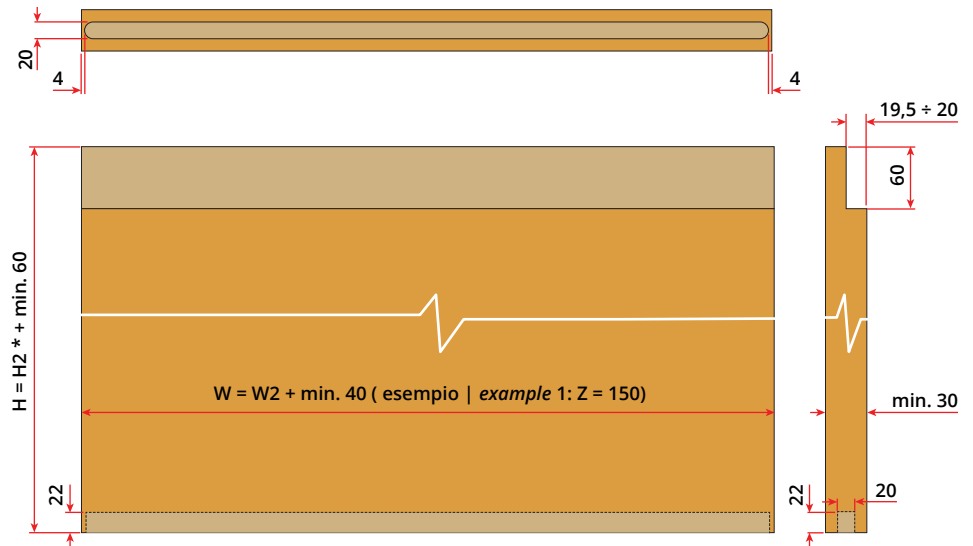
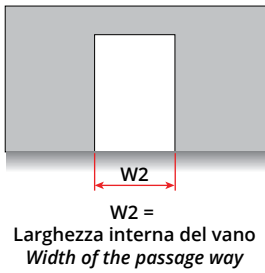


Range di distanze tra porta e muro | Range of distances between door and wall




Lavorazioni porta e taglio binari | Working on the door and rails cutting

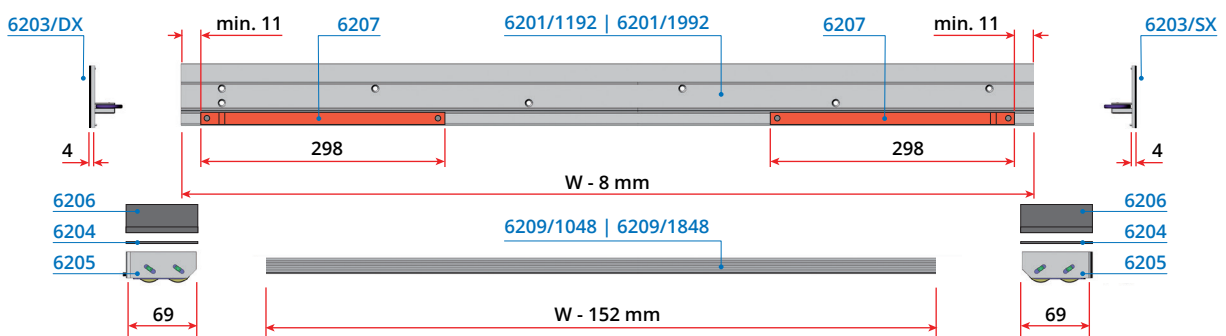
Lavorazione porta | Door working



Taglio dei binari | Rails cutting

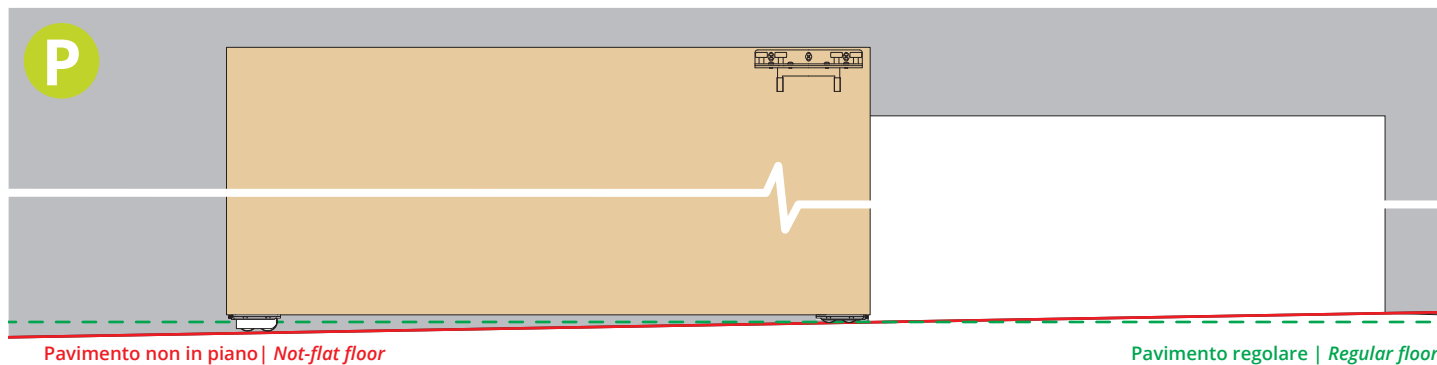


Posizione soft-close | Soft-close position



Serie 6200

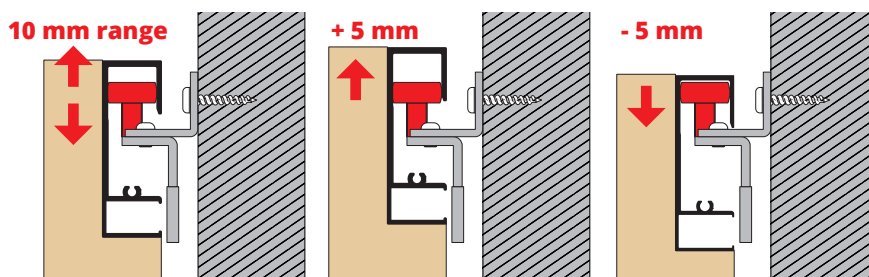
Caso P : pavimento irregolare e non in piano | Case P : irregular and uneven floor



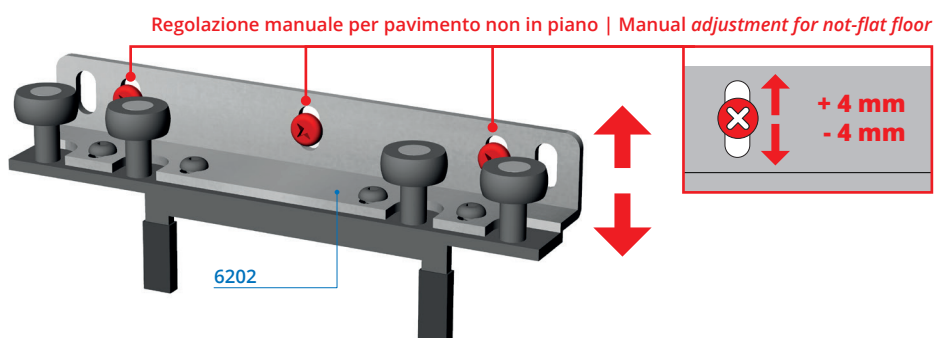
P1 Range di autoregolazione fino a 10mm | 10 mm self-regulation range

In presenza di un pavimento non in piano o irregolare il sistema di autoregolazione agisce con un range fino a 10 mm

When the floor is not level or is irregular, the self-regulation system acts with a range of up to 10 mm



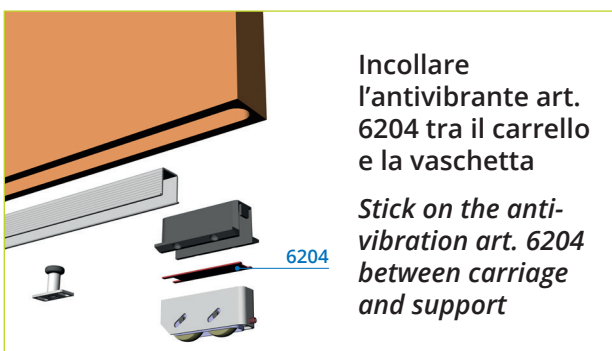
P2 Ulteriore regolazione manuale | Additional manual adjustment



Regolazione supplementare per eventuale imprecisione di foratura del muro

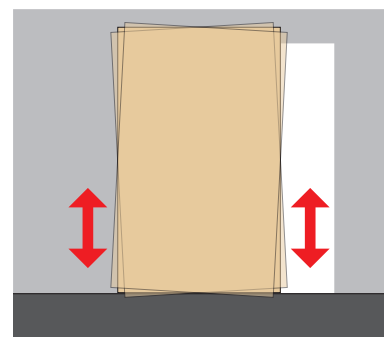
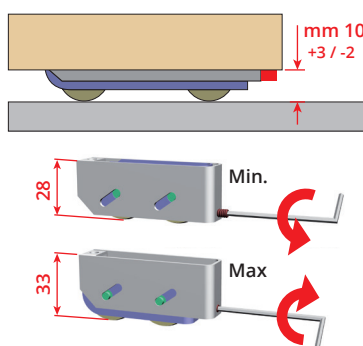
Additional adjustment for possible drilling inaccuracy on the wall

P3 Montaggio e regolazione carrello inferiore | Lower carriage assembly and adjustment



Incollare l'antivibrante art. 6204 tra il carrello e la vaschetta

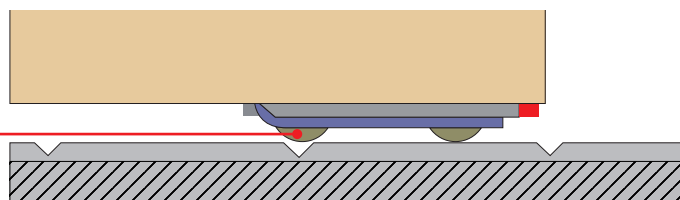
Stick on the anti-vibration art. 6204 between carriage and support



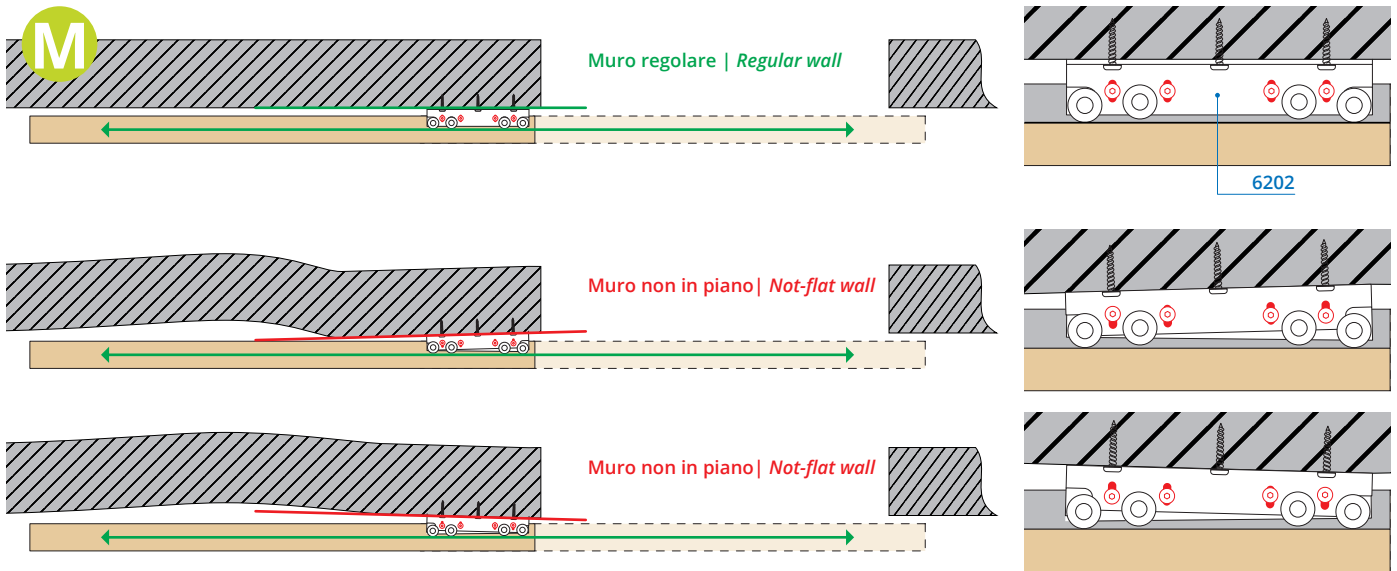
P4 Funzione doppia ruota carrello inferiore | Lower carriage double wheel function

Grazie alle 2 ruote il carrello art. 6205 non cade nelle fughe delle piastrelle

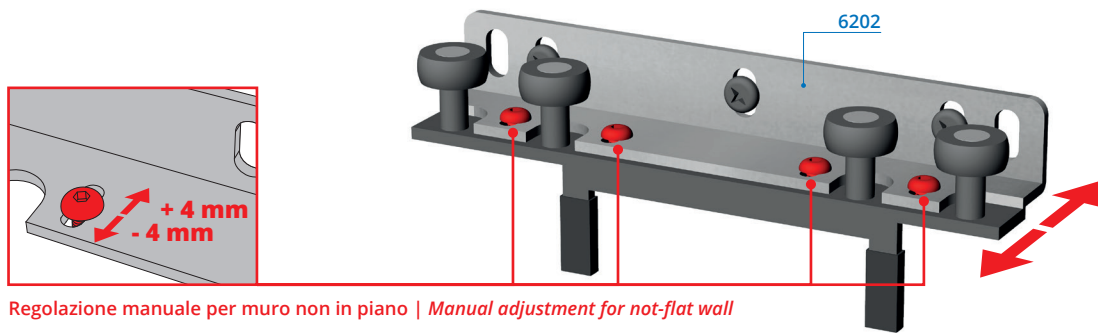
Thanks to the 2 wheels the carriage art. 6205 does not fall into the tile gaps



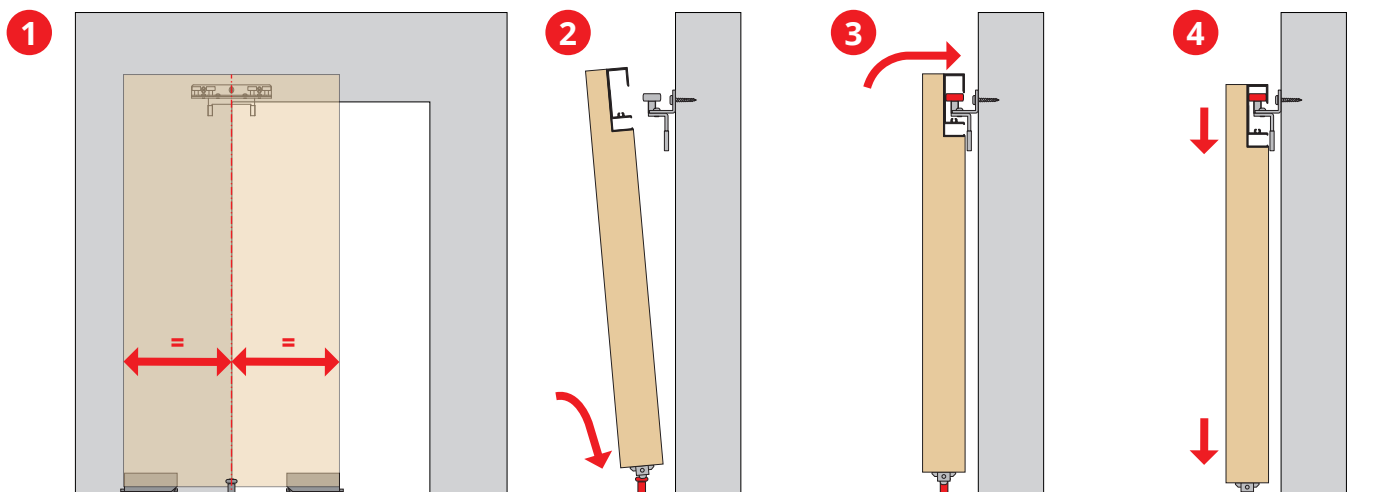
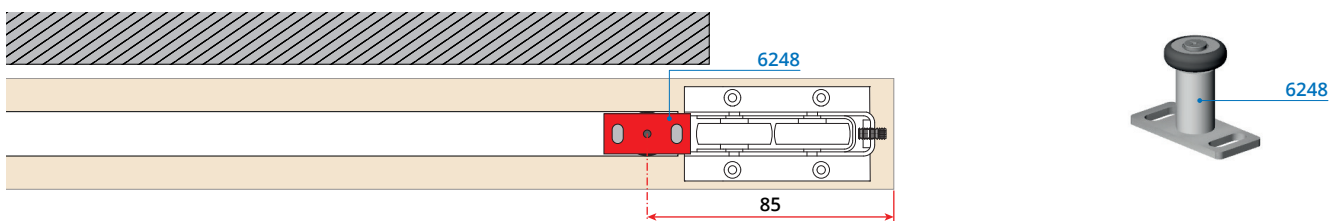
Caso M : muro irregolare e non in piano | Case M : irregular and uneven wall



M1 Regolazione manuale di allineamento | Manual alignment adjustment



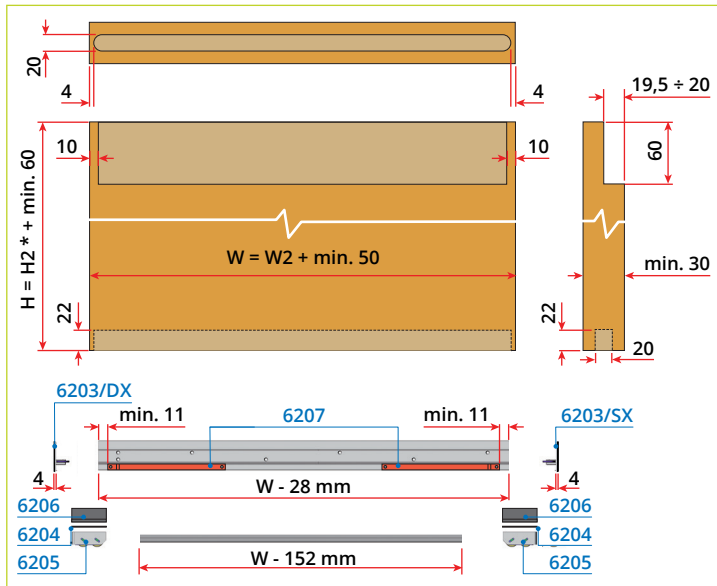
Istruzioni montaggio guida inferiore e porta | Assembly instructions for lower guide and door



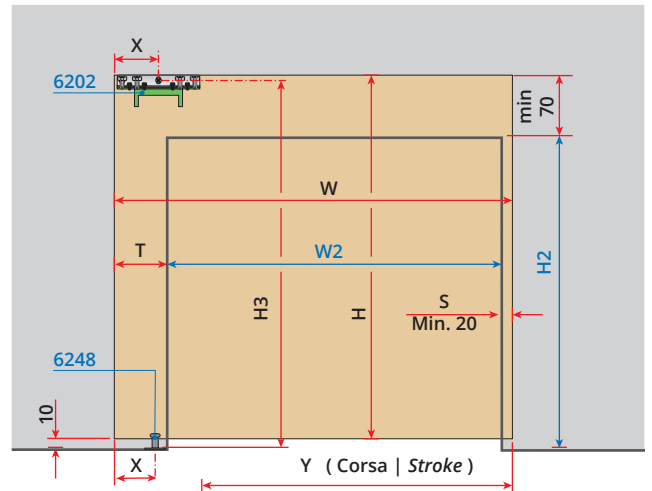
Serie 6200

Varianti e optional | Variants and optionals

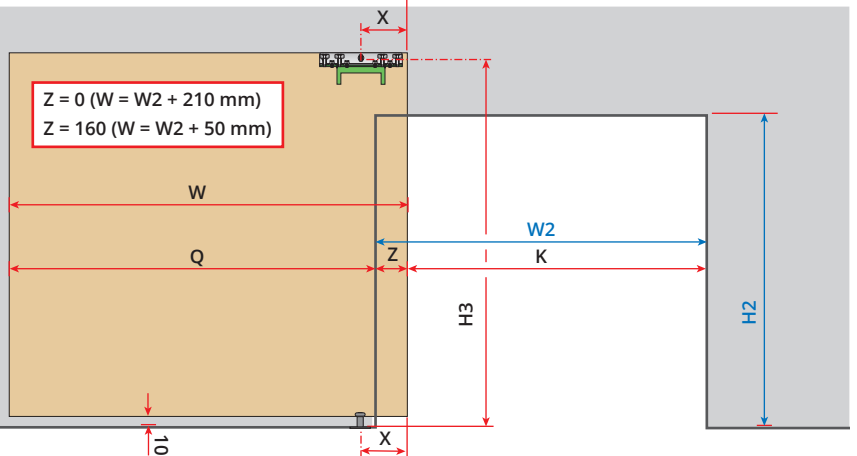
Proporzioni con binario superiore totalmente incassato e non visibile dai fianchi
 Proportion with totally embedded rail and not visible from the sides



Calcolo delle proporzioni | Calculation of the proportions



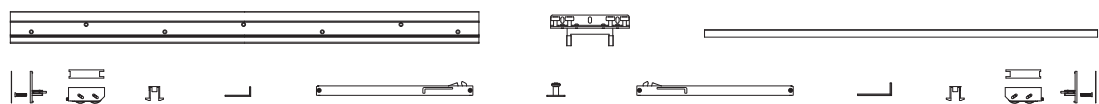
- H2 = Altezza vano di passaggio | Passage way height
- W2 = Larghezza vano di passaggio | Passage way width
- H = H2 + min. 60 mm
- Y = W - min. 190 mm
- Z = 0 ÷ 160 mm (min ÷ max)
- S = Min. 20 mm
- W = W2 + 190 mm + S - Z | (W min. = 646 mm)
- T = W - W2 - S
- K = W2 - Z
- X = 95 mm
- Q = W - Z
- H3 = 10 + H - 13 mm



Lista Kit e profili principali | Kits list and main profiles



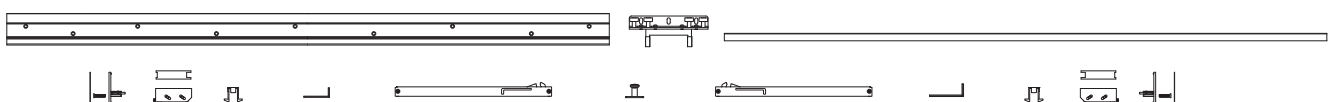
6212/S



Art. List: 6203/SX x1 | 6203/DX x1 | 6205 x2 | 6204 x2 | 6206 x2 | 6201/1192 x1 | 6202 x1 | 6207 x2 | 6248 x1 | 6209/1048 x1 | 3308 x1 | 6208 x1



6220/S



Art. List: 6203/SX x1 | 6203/DX x1 | 6205 x2 | 6204 x2 | 6206 x2 | 6201/1992 x1 | 6202 x1 | 6207/H x2 | 6248 x1 | 6209/1848 x1 | 3308 x1 | 6208 x1

