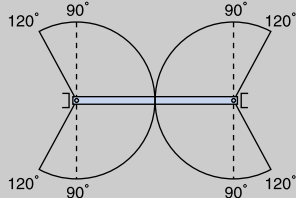



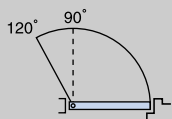
# FLOOR HINGES

## 500 Series

Center-Hung Floor Hinges  
for Inward and Outward Opening • One-side Opening

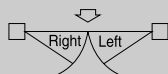


Center-hung  
90° hold-open  
120° inward and outward opening



Center-hung  
90° hold-open 120° single-action  
Right or Left hand

Determination of Door Hand



**There is the right and left hand.  
(for H(S)-515,H(S)-525,H(S)-535 only)**

- A narrow type with 100mm in width: accommodated to a front narrow frame.
- The thickness of these floor hinges has been further reduced for installation on a thin slab.
- Two-valve function allows easy closing speed adjustment.
- Three-valve system for closing speed adjustment of single-action doors. Latching speed during the last two to three degrees of motion adjustable to assure closure. Ideal for airtight doors with electric locks, etc.
- Closing position of the door is adjustable after hanging by making a simple adjustment to the main body alone.
- Type Z is also available, with which alignment can be adjusted by means of the top pivot.

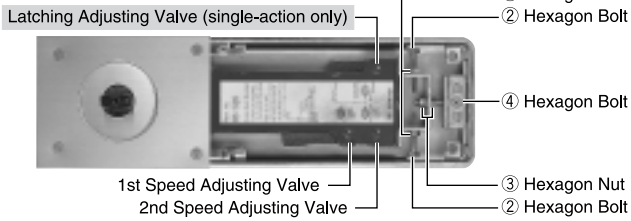
| Model Number       |                     |                      |                       | Applicable Door Dimensions<br>DW×DH mm | Maximum Door Weight<br>kg |
|--------------------|---------------------|----------------------|-----------------------|--|---------------------------|
| Double-action      |                     | Single-action        |                       |  |                           |
| Without Hold-open  | With Hold-open      | Without Hold-open    | With Hold-open        |  |                           |
| <b>H-511</b>       | <b>HS-511</b>       | * <b>H-515</b>       | * <b>HS-515</b>       | 900×2100                               | 70                        |
| <b>H-522</b>       | <b>HS-522</b>       | * <b>H-525</b>       | * <b>HS-525</b>       | 950×2100                               | 105                       |
| <b>H-533</b>       | <b>HS-533</b>       | * <b>H-535</b>       | * <b>HS-535</b>       | 1050×2400                              | 150                       |
| <b>H-511 ZI</b>    | <b>HS-511 ZI</b>    | * <b>H-515 ZI</b>    | * <b>HS-515 ZI</b>    | 900×2100                               | 70                        |
| <b>H-522 ZI</b>    | <b>HS-522 ZI</b>    | * <b>H-525 ZI</b>    | * <b>HS-525 ZI</b>    | 950×2100                               | 105                       |
| <b>H-533 ZI(*)</b> | <b>HS-533 ZI(*)</b> | * <b>H-535 ZI(*)</b> | * <b>HS-535 ZI(*)</b> | 1050×2400                              | 150                       |

(Note) \*Export use model.

• Those models marked with asterisk (\*) are handed.

• Floor hinges for stone tile flooring, floor hinges for carpeted flooring, and aqua hinges are available as well.

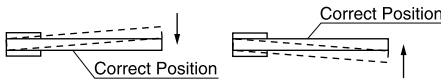
## Adjustment Procedure



Note: Hexagon bolts and nuts have M5 threading.

### 1. Closed Position Alignment

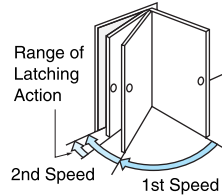
First slightly loosen hexagon bolt ④ then loosen hexagon nut ① and adjust using hexagon bolt ②. Tighten hexagon nuts and hexagon bolts after adjusting.



### 2. Closing Speed Adjustment

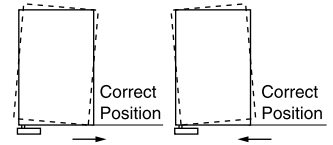


#### Latching Adjustment



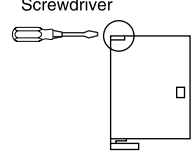
### 3. Door/Jamb Gap (Parallel Alignment) Adjustment (Door Width Direction Adjustment)

First slightly loosen hexagon nut ① and hexagon bolts ② then adjust using hexagon nut ③. Tighten hexagon nuts and hexagon bolts after adjusting.

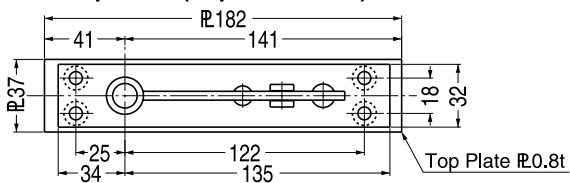


#### Note

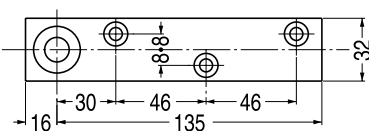
When a Type Z Pivot is used, parallel alignment can be adjusted by means of the top pivot.



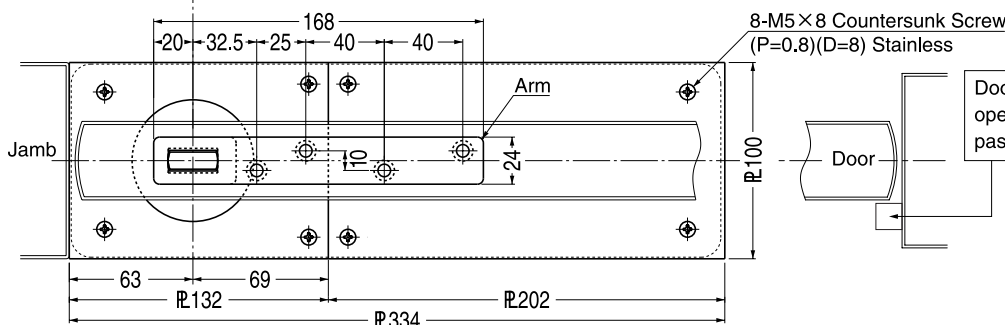
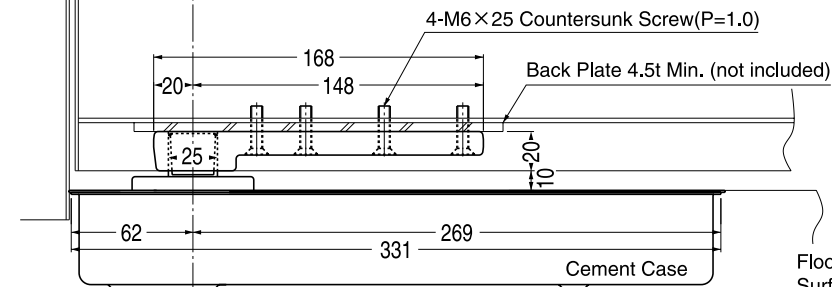
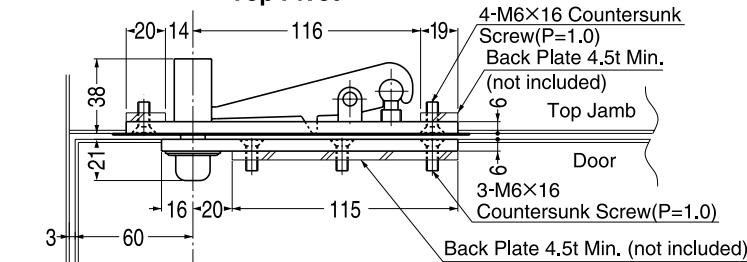
### Top Pivot (Top Jamb Side)



### Top Pivot (Door Side)

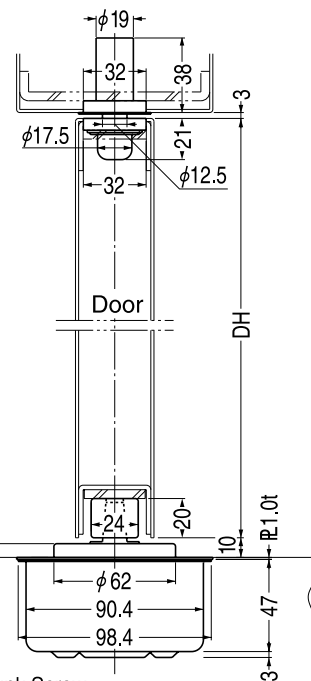


### Top Pivot



| Without Hold-open | With Hold-open |
|-------------------|----------------|
| H-511(ZI)         | HS-511(ZI)     |
| H-522(ZI)         | HS-522(ZI)     |
| H-533(ZI)         | HS-533(ZI)     |
| H-515(ZI)         | HS-515(ZI)     |
| H-525(ZI)         | HS-525(ZI)     |
| H-535(ZI)         | HS-535(ZI)     |

Refer to page 50 for the Type Z Top Pivot.



Doorstop must be installed as one-side opening floor hinges will swing back 5° past closed position.

Specify hand when ordering. Left-hand application shown.

